

Constant Contact Survey Results

Campaign Name: Arnold Workforce Housing Needs Survey

Survey Starts: 121

Survey Submits: 47

Export Date: 02/16/2023 03:58 PM

OPEN QUESTION

1. Place of Employment

Green Acres

Arnold Public School

USPS

40 Response(s)

MULTIPLE CHOICE

2. Where do you currently reside?

Answer Choice	0%	100%	Number of Responses	Responses Ratio
Inside the Village of Arnold Corporate Limits.	<div><div></div></div>		36	76%
Less than One Mile from Arnold.	<div><div></div></div>		2	4%
1-5 Miles from Arnold.	<div><div></div></div>		3	6%
Rural/Unincorporated Custer County.	<div><div></div></div>		4	8%
Other	<div><div></div></div>		2	4%
Total Responses			47	100%

OPEN QUESTION

If Other, where and why?

Farm

1 Response(s)

MULTIPLE CHOICE

3. Number of persons in your household?

Answer Choice	0%	100%	Number of Responses	Responses Ratio
1	<div><div></div></div>		4	8%
2	<div><div></div></div>		20	42%
3	<div><div></div></div>		9	19%
4	<div><div></div></div>		5	10%
5+	<div><div></div></div>		9	19%
Total Responses			47	100%

MULTIPLE CHOICE

4. Do you commute into Arnold for work?

Answer Choice	0%	100%	Number of Responses	Responses Ratio
Yes	<div><div></div></div>		10	22%
No	<div><div></div></div>		35	77%
Total Responses			45	100%

MULTIPLE CHOICE

If yes, how long is your commute?

Answer Choice	0%	100%	Number of Responses	Responses Ratio
Less Than 10 Minutes	<div><div></div></div>		9	56%
10-20 Minutes	<div><div></div></div>		6	37%
21-30 Minutes	<div><div></div></div>		0	0%
31-40 Minutes	<div><div></div></div>		0	0%
41-50 Minutes	<div><div></div></div>		1	6%
51-60 Minutes	<div><div></div></div>		0	0%
61+ Minutes	<div><div></div></div>		0	0%
Total Responses			16	100%

MULTIPLE CHOICE

5. What is your current annual total household income?

Answer Choice	0%	100%	Number of Responses	Responses Ratio
Less Than \$50K	<div><div></div></div>		15	34%
\$50K-\$74K	<div><div></div></div>		13	30%
\$75K-\$99K	<div><div></div></div>		6	13%
\$100K-\$149K	<div><div></div></div>		8	18%
\$150K-\$199K	<div><div></div></div>		1	2%
\$200K-\$249K	<div><div></div></div>		0	0%
\$250K-\$299K	<div><div></div></div>		0	0%
\$300K or More	<div><div></div></div>		0	0%
Total Responses			43	100%

MULTIPLE CHOICE

6. Do you currently rent or own your home?

Answer Choice	0%	100%	Number of Responses	Responses Ratio
Rent	<div><div></div></div>		4	8%
Own	<div><div></div></div>		42	91%
Total Responses			46	100%

MULTIPLE CHOICE

If you are a RENTER, How much are you currently paying for your monthly rent?

Answer Choice	0%	100%	Number of Responses	Responses Ratio
No Rent Payment	<div></div>		6	75%
Less Than \$400	<div></div>		0	0%
\$400-\$600	<div></div>		2	25%
\$601-\$800	<div></div>		0	0%
\$801-\$950	<div></div>		0	0%
\$951-\$1,100	<div></div>		0	0%
\$1,101-\$1,250	<div></div>		0	0%
\$1,251-\$1,500	<div></div>		0	0%
\$1,501-\$1,750	<div></div>		0	0%
\$1,751-\$1,999	<div></div>		0	0%
\$2,000+	<div></div>		0	0%
Total Responses			8	100%

MULTIPLE CHOICE

If you are an OWNER, what is your monthly mortgage payment?

Answer Choice	0%	100%	Number of Responses	Responses Ratio
Paid in Full	<div><div></div></div>		14	32%
Less Than \$400	<div><div></div></div>		2	4%
\$400-\$600	<div><div></div></div>		7	16%
\$601-\$800	<div><div></div></div>		7	16%
\$801-\$1,000	<div><div></div></div>		4	9%
\$1,001-\$1,250	<div><div></div></div>		2	4%
\$1,251-\$1,500	<div><div></div></div>		4	9%
\$1,501-\$1,750	<div><div></div></div>		0	0%
\$1,751-\$2,000	<div><div></div></div>		2	4%
\$2,001-\$2,500	<div><div></div></div>		0	0%
\$2,501-\$2,999	<div><div></div></div>		1	2%
\$3,000+	<div><div></div></div>		0	0%
Total Responses			43	100%

MULTIPLE CHOICE

7. Are you satisfied with your current housing situation?

Answer Choice	0%	100%	Number of Responses	Responses Ratio
Yes	<div><div></div></div>		36	76%
No	<div><div></div></div>		11	23%
Total Responses			47	100%

OPEN QUESTION

If No, please explain.

We are getting older and probably need a ranch style home with only one level. Our current home has three levels. Finding a home like this in Arnold is nearly impossible with the housing shortage.

Would like to buy land and build

Need a bigger house

9 Response(s)
















CHECKBOXES

What are some of the issues or barriers you experience with obtaining affordable, suitable housing for your household? Please check all that apply.

Answer Choice	0%	100%	Number of Responses	Responses Ratio
Lack of handicap accessible housing	<div></div>		1	20%
Lack of adequate public transportation	<div></div>		0	0%
Lack of knowledge of fair housing rights	<div></div>		0	0%
Cost of rent	<div></div>		3	60%
Restrictive zoning/building codes	<div></div>		0	0%
Job status	<div></div>		1	20%
Attitudes of landlords & neighbors	<div></div>		1	20%
Lack of availability of decent rental units in your price range	<div></div>		3	60%
Use of background checks	<div></div>		1	20%
Excessive application fees and/or rental deposits	<div></div>		1	20%
Cost of utilities	<div></div>		3	60%
Lack of educational resources about tenant responsibilities	<div></div>		0	0%
Age of existing rental housing	<div></div>		5	100%
Condition of existing rental housing	<div></div>		4	80%
Other	<div></div>		0	0%
Total Responses			5	100%





CHECKBOXES

What are some of the issues or barriers you experience with obtaining affordable, suitable housing for your household? Please check all that apply.

Answer Choice	0%	100%	Number of Responses	Responses Ratio
Lack of handicap accessible housing			7	18%
Lack of adequate public transportation			3	7%
Lack of knowledge of fair housing rights			0	0%
Housing purchase prices/cost to own			12	31%
Restrictive zoning/building codes			5	13%
Job status			1	2%
Attitudes of immediate neighbors			3	7%
Mortgage lending application requirements			4	10%
Excessive down payment/closing costs			6	15%
Cost of utilities			7	18%
Lack of educational resources about homeowner responsibilities			0	0%
Cost of homeowners insurance			8	21%
Lack of sufficient homes for sale/ housing choice			26	68%
Cost of real estate taxes			13	34%
Age of existing housing			22	57%
Condition of existing housing			21	55%
Other			2	5%
Total Responses			38	100%

MULTIPLE CHOICE

9a. Where would you like to rent or purchase a home?

Answer Choice	0%	100%	Number of Responses	Responses Ratio
Inside the Village of Arnold Corporate Limits			12	54%
Less than One Mile from Arnold			0	0%
1-5 Miles from Arnold			4	18%
Rural/Unincorporated Custer County			3	13%
Other			3	13%
Total Responses			22	100%

MULTIPLE CHOICE

9b. Which one of the following housing types would you most like to purchase?

Answer Choice	0%	100%	Number of Responses	Responses Ratio
Single Family	<div></div>		17	62%
Attached Townhouse or Duplex/Triplex Unit	<div></div>		1	3%
Residential Acreage	<div></div>		5	18%
Tiny Home	<div></div>		1	3%
Manufactured Home	<div></div>		2	7%
Patio Home			0	0%
Apartment			0	0%
Upper Level/Downtown			0	0%
Senior Living Community	<div></div>		1	3%
Total Responses			27	100%

MULTIPLE CHOICE

9c. How many bedrooms would your family need?

Answer Choice	0%	100%	Number of Responses	Responses Ratio
1	<div><div></div></div>		1	3%
2	<div><div></div></div>		3	10%
3	<div><div></div></div>		18	64%
4+	<div><div></div></div>		6	21%
Total Responses			28	100%

MULTIPLE CHOICE

9d. What is the most your family could afford for a home?

Answer Choice	0%	100%	Number of Responses	Responses Ratio
Less Than \$100K	<div><div></div></div>		9	34%
\$100K-\$200K	<div><div></div></div>		13	50%
\$201K-\$300K	<div><div></div></div>		3	11%
\$301K-\$400K	<div><div></div></div>		0	0%
\$401K-\$500K	<div><div></div></div>		0	0%
\$501K+	<div><div></div></div>		1	3%
Total Responses			26	100%

MULTIPLE CHOICE

9e. What is the most your family could afford for monthly rent?

Answer Choice	0%	100%	Number of Responses	Responses Ratio
Less Than \$400	<div></div>		2	12%
\$400-\$600	<div></div>		4	25%
\$601-\$800	<div></div>		6	37%
\$801-\$950	<div></div>		1	6%
\$951-\$1,100	<div></div>		1	6%
\$1,101-\$1,250	<div></div>		0	0%
\$1,251-\$1,500	<div></div>		2	12%
\$1,501-\$1,750	<div></div>		0	0%
\$1,751-\$1,999	<div></div>		0	0%
\$2,000+	<div></div>		0	0%
Total Responses			16	100%

CHECKBOXES

9f. What amenities would make Arnold a more attractive place to live or relocate?

Answer Choice	0%	100%	Number of Responses	Responses Ratio
Child Care	<div></div>		5	17%
Education	<div></div>		5	17%
Retail/Shopping	<div></div>		11	37%
Restaurants	<div></div>		15	51%
Housing Choices	<div></div>		25	86%
Entertainment	<div></div>		11	37%
Leisure & Recreation Activities	<div></div>		11	37%
Dental/Vision Care Services	<div></div>		16	55%
Other	<div></div>		2	6%
Total Responses			29	100%